



*Bendigo*


# The Golden City Philatelist

BENDIGO PHILATELIC SOCIETY INC. A0016241J

P.O. BOX 962 BENDIGO, VIC. 3552

Now in our 89<sup>th</sup> year

April 2019



## Diary of Future Events

Tuesday	April	2	World Health Awareness. Lois Whatley entries
Wednesday	April	3	Daytime Meeting.
Tuesday	May	7	Lois Whatley Treasure Hunt Viewing.
Wednesday	May	8	Daytime Meeting.
Tuesday	June	4	Philatelic Trivia Quiz.
Wednesday	June	5	Daytime Meeting.
Tuesday	July	2	Marine Life.
Wednesday	July	3	Daytime Meeting.

Please Note: The daytime meeting is on the Wednesday after the main meeting. This is not always the first Wednesday of the month

## President's Message April 2019

The days shorten, the nights and evenings lengthen. Goodie!! More time for stamps and making up exchange sheets!

Congratulations to Ballarat for an excellent Stamp Fair and what a lovely venue you now use, roomy and bright.

This month is the time to hand in your entries in the Lois Whatley competition and do not forget to pick up your entry for next year. Here is hoping for a bumper number of entries. We will wait with bated breath for our May meeting when the 2019 winner will be announced.

Thank you St.Arnaud for visiting us last month we hope you enjoyed your visit. A special thank you to our Treasurer, Margaret for running two successful auctions in two days. Well done! Also to all members who supplied a lovely lunch. First thing to disappear was Ken's delicious sandwiches!

The position of Webmaster following Tom's retirement will be filled by Paul Brownlie. Thank you Paul.

See you all on the 2nd April.

Take care...Libby.



The general monthly meetings of the BPS are held on the first Tuesday of every month at 7.30pm at

**Old Long Gully School (now CVGT)**

**Cnr Stanfield and Jackson Streets, Long Gully**

Extra Daytime Meeting at Golden Square on the Wednesday after the main Tuesday meeting.

**Auctions** will be held at all Tuesday meetings

**EXCEPT NOVEMBER**

**10 items per member** are allowed for auctions

Christmas bonanza auction in **December** .

Exchange sheets will be circulated at all meetings.

More sheets are always needed so please "lick and stick" a few.

## CLUB CONTACTS:

**President:** *Libby Luke*

**Secretary:** *Joy Watters*

ph: 0439 473 645 email: joysgold2@gmail.com

**Treasurer:** *Margaret Brown*

email: mabrown@bigpond.net.au

**Webmaster:** *Tom Luke* tomluke@westnet.com.au

Web page: [www.bendigophilatelicociety.org](http://www.bendigophilatelicociety.org)

Facebook: <http://tinyurl.com/zb2ma53>

**Newsletter Editor:** *John Armstrong*

email: jjarmstrong47@hotmail.com

**Librarian:** *Ian Kimpton*

Email: ickim@bigpond.com

## Have You Considered Showing and Telling?

On the front page of this newsletter each month you will see a coming events section. Each Tuesday meeting has a theme and this is an invitation for members to look in their collections for items that illustrate the month's theme. After the formal part of the meeting is done, members are asked to show everyone what they have found. Sadly, this is not usually one of the activities in which a lot of members participate, most seeming to be content to leave it to the few stalwarts who can usually be relied on to come up with something.

It was with some surprise therefore, and a lot of pleasure to see a record number of members bringing their "pre-1940 aircraft" along to our March meeting. Furthermore, although one might think this was a pretty restricted field, there was very little duplication among the items showed. David Cotton prefaced his display with a short talk on the subject, pointing out that there was so much material available, it would be a good subject for a thematic collection.

Another point that was made during the discussions was that preparing a small display can be quite enlightening. One of the items displayed was the card shown here from Russia which has a biplane stamp on it.

Most of us are familiar with the Tiger Moth biplane, in fact it is probably the one that defines biplanes for many of us. Around 16000 of them were produced, some of which are still flying.

You may be surprised to learn then that the Tiger Moth was not the world's most produced biplane. This honour probably goes to the plane shown on the card, the Russian-built Polikarpov Po2.



Around thirty thousand of them were built between 1928 and 1959. It was used for reconnaissance and even as a light bomber during wartime and as a flight trainer and crop duster in peacetime. Many are still flying today. The person who showed this card knew none of that before he began preparing a small "show and tell".

Below are a few of the other stamps that were shown that included pre-1940 aircraft.



The theme for April is "World Health Awareness" so, how about showing us some of the health stamps from your collection.

**A card to Bendigo collector Norman Coverdale Horwood**



*Posted Swan Hill, barred numeral 80, May 14 1894. Received Bendigo May 14 1894.*

*Note: Postcard is written 14.5.94. Service is nearly as quick as email!*

Our newsletter of January 2019 featured some old exchange sheets of the Victorian Philatelic Society, used about 1890/1900.

As a follow up, this postcard was sent from Swan Hill to Bendigo on the 14th of May 1894. We think the sender is a Mr A G Wilson. There is no doubt the receiver is Mr Norman Horwood and as we know, he was a stamp collector.

The message on the card is, “Yours to hand with thanks. I sold all my mounts to Donne before leaving Melb. You had better send to him when you are requiring more, Yours A G Wilson.”

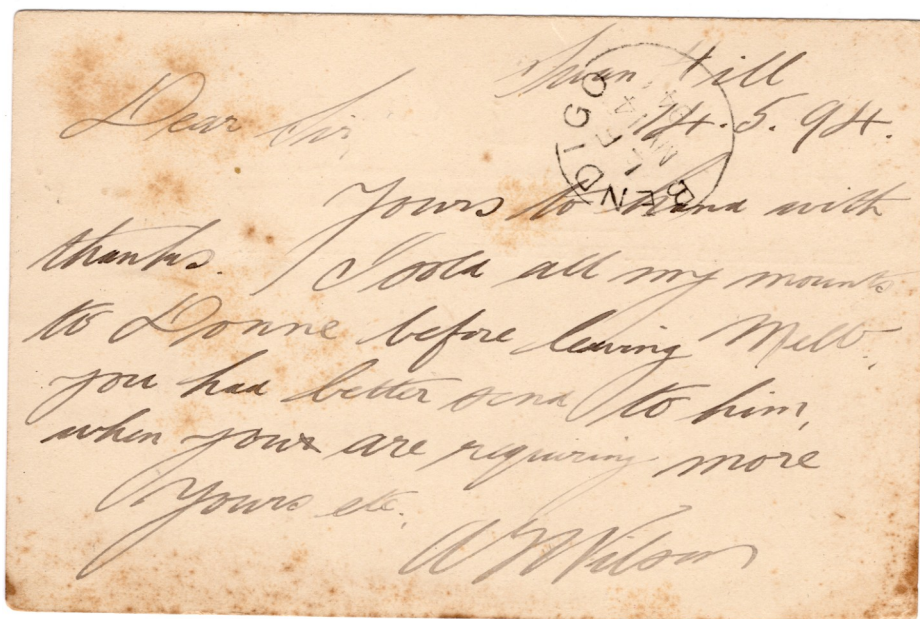
Donne was Charles B Donne, a stamp dealer in Little Collins Street from 1876 when he combined running a bookshop and dealing in stamps.

We can guess that perhaps Mr Wilson had been doing something similar before moving to Swan Hill and had been supplying Norman Horwood with stamp mounts.

It’s a nice bit of philatelic history, probably confirming where the hinges on the exchange sheets came from.

The postcard was written on 14.5.94 in Swan Hill and has a Bendigo receiving mark, LF My 14 94. A bit quicker than can be achieved today.

David Cotton



## Europa - Stamps of the Unity of Europe

It is hard not to notice the confusion that surrounds the British attempt to extract itself from the European Union. What began as a simple Common Market now involves the member countries in so many ways that "Brexit" has become enormously complicated.

One of the things to come out of European attempts at unity is an annual series of stamps which are intended to show the common heritage of the member countries and which are known as Europa stamps. Roman Lemega, our much missed secretary-treasurer was a keen collector of these issues.

The first Europa stamp, shown at right, was issued by the postal administrations of the founding six members of the European Coal and Steel Community (ECSC) on Saturday the 15th of September 1956. It showed the word Europa as a tower of letters surrounded by scaffolding.

Of course, here in Australia, not many people would have noticed because that was Grand Final Day. Melbourne won the 60th Victorian Football League Premiership, beating Collingwood 17.19 (121) to 6.12 (48).

Three years later, in 1959, the European Conference of Postal and Telecommunications Administrations (CEPT) was formed, and from 1960 the initials "CEPT" were displayed on the joint issue stamps. The stamps still used a common design which was chosen at an annual competition but individual countries were left to choose their method of printing and their engraver if that method was used. This meant that differences occurred between the stamps. The 1960 issues from Germany, Denmark and the UK shown below, are good examples of this. Pentti Rahikainen was the chosen designer that year with the design showing a Roman mail coach wheel but the German issue was engraved in two colours by Harald Braband while the Danish issue was wider and single colour and engraved by Reijo Achren. The British issue used a more complex design but was printed by photogravure.



Except for 1957, up until 1973 this idea of a common design was followed but it was only a suggestion and some countries issued their own design but simply added the word Europa and sometimes the CEPT symbol. France in 1972 chose to show the Cathedral at Aix-La-Chappelle and in 1973 showed the Town Hall in Brussels, the seat of European administration. Perhaps the idea was dropped because by this time so many countries were not using the common design, and from 1974 a common theme was suggested with individual countries producing a stamp within that theme.



## Europa Stamps (Continued)

The common theme for 1981 was “folklore” which allowed a variety of interpretations, however quite a few countries depicted this as folk dances indigenous to their own areas. Shown below are dances from France, Spain, which issued one of dance and one of a religious procession, and French Andorra which has issued Europa stamps since 1966 despite not being a member of the group as their postal administration is by France.



The popularity of Europa stamps amongst collectors has led to many other countries who are not part of the group to issue Europa stamps. Perhaps none is so blatant as Herm Island whose post is handled by Guernsey but still produce stamps as souvenirs for tourist mail. British, or more recently, Guernsey stamps are still required so these issues are merely cinderellas but that did not stop them issuing Europa stamps in 1961 and even producing a range of first day covers.

In 1993, CEPT decided to focus on communications and the Europa issues were taken over by PostEurope. The stamps now show their logo, originally just the word Europa on a slant but as logos that are simply text cannot be registered, this was changed in 2011 to a stylised word with a post box.

**EUROPA**



## Extra Daytime Meeting of the Bendigo Philatelic Society.

If you are unable to get to our regular evening meeting, or want more time to pursue your collecting interests, we now have a daytime meeting on the morning after our main meeting.

Members are welcome to attend both meetings. Daytime meetings are not formal meetings.

Venue: Golden Square Hall, 9 Old High St.  
(Bendigo Field Naturalists Club rooms)  
(Behind the Golden Square Fire Station)

Date and time: Every Wednesday following the Tuesday night meeting)

Coffee, Tea, biscuits etc, available throughout the meeting. The venue has lots of free parking, has ground floor and ramp access and is close to a bus stop in High street. Further details can be obtained from the club secretary.

## Another use for old stamps

A few people who read last month's article on the world's biggest ball of stamps thought it was a waste of time and effort, not to mention stamps. "You wouldn't get me doing that!" was the general tone. Well here is another use, though it won't get rid of sixty thousand, it is possibly more useful and could even be used to create small gifts.

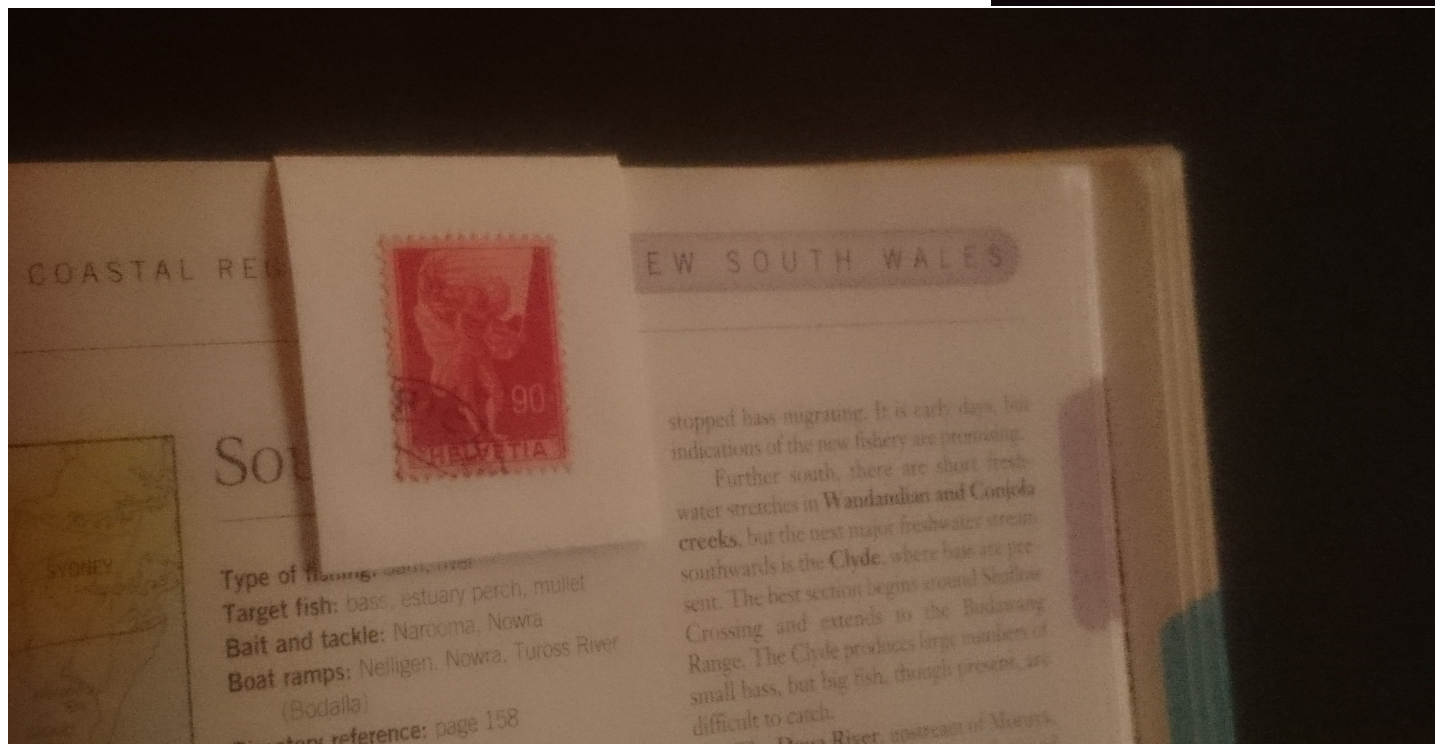



You know those fridge magnets that people like real estate agents send out stuck on the back of a calendar? A lot of businesses even produce business card size magnets. They are there to keep the business in your view and although they can be quite handy for sticking notes on the fridge, they do tend to build up in numbers (like unwanted stamps). Here is an idea to get rid of a few of each.

Firstly, tear the brown magnet from the back of the calendar or remove the advert from the front of the business card, particularly if it is plasticised as those will not take glue very well. Cut them into pieces 3-4cm wide and about 1-1½cm deep.

You then need some thin white or coloured card which you cut into oblongs around 80-100cm long and 40cm wide. The sizes are not critical. You then fold the card in half and press along the fold to produce a permanent crease.

Open out the card and stick two of the magnet pieces close to each end. You will notice that the two magnets will want to be slightly offset from each other so stick one then put the magnets together to find the right position for the other one. The offset is usually a millimetre or so due to the way the polarities of the magnets are distributed.

Find a nice looking stamp or two and glue it to one side of the outside. What you have now created is a magnetic bookmark with the stamp showing which side of the page you are marking. You can use this at the top of the page or down the side to show the actual spot you are bookmarking.



## Stamp Bulletins Needed

We now only need a few to complete the collection, either as an original or alternatively a photocopy or digital copy. The numbers required are: 100, 101, 102, 103. If you can help with any of these, please contact the club or give them to Ian Kimpton at our meeting.



# BENDIGO Stamp Fair

Saturday

10th August 2019

9.30am - 3.30pm

Local & Melbourne  
Stamp and Coin Dealers

St Andrews

Uniting Church Hall  
24 Myers Street Bendigo

## Free Entry

Food and Drinks Available

Bendigo Philatelic Society Inc

P.O. Box 962 Bendigo Central, Vic. 3552

[www.bendigophilatelicsociety.org](http://www.bendigophilatelicsociety.org)

Enquiries to Fair Coordinator: Bill Trew

Email: [marj.trew@bigpond.com.au](mailto:marj.trew@bigpond.com.au)